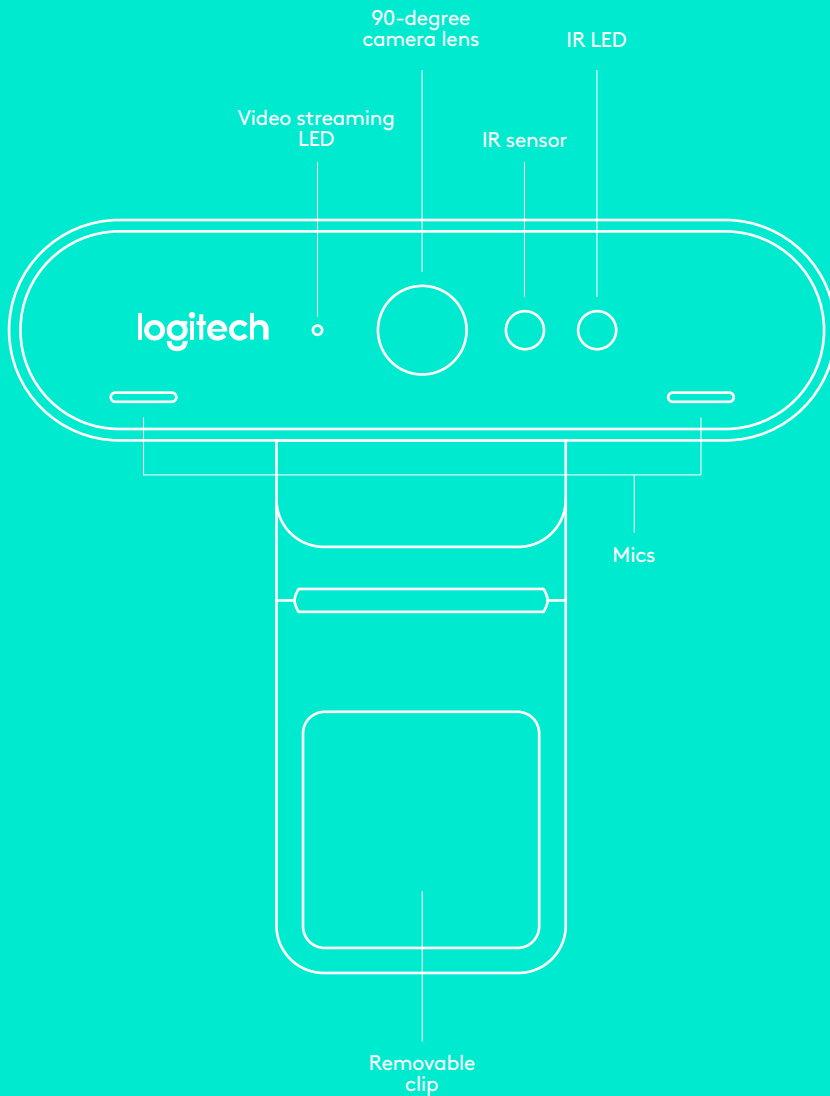




# REFERENCE GUIDE

## Logitech BRIO


Logitech® delivers our best webcam ever with 4K UHD and 5X zoom for amazing video quality. BRIO is packed with advanced features, like Logitech's RightLight™ 3 with HDR to look great in any illumination from low light to direct sunlight, support for infrared-based facial recognition to strengthen login security, and offers multiple FOV options – 65°, 78°, and 90°.



Privacy shade



Detachable cable  
(USB 2.0 or 3.0) Type C compatible



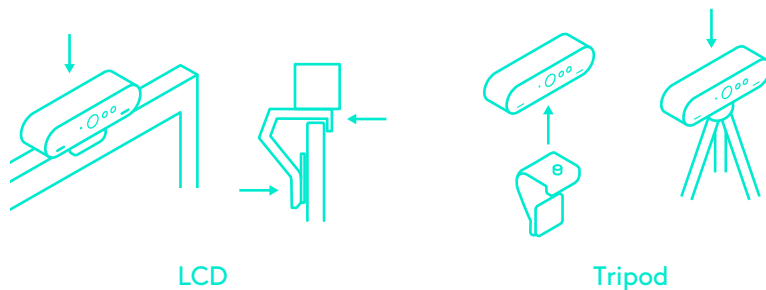
Carrying case

# REFERENCE GUIDE

## Logitech BRIO

### 1 SET UP


Set up camera on an LCD or on a tripod.



### 2 CONNECT

Connect cable to the camera and a computer. Please give the camera a few seconds to enumerate in the operating system.

**Note:** IR and 4K are better achieved with USB 3.0



### 3 GO

Start your video or audio call from your application. The LEDs on the camera will light when streaming.



### WINDOWS HELLO

Your camera is certified for Windows® Hello™ to use facial recognition login for Windows 10.

**Note:** The camera will also work with other facial recognition software for both Windows and Mac®. Please visit our support website for more details.

The camera and IR sensor/LED supports this feature plug-and-play, following setup in Windows 10. Just look at the camera and the system will log you in.

**Note:** The IR sensor supports a more reliable login. IR is more reliably supported with USB 3.0

### CAMERA SETTINGS APP

Logitech offers downloadable software for adjustable field of view, camera image settings, pan, tilt and zoom, and an integrated background replacement labs project, powered by Personify.

### DISCOVER BRIO'S FULL POTENTIAL

Visit [www.logitech.com/BRIO](http://www.logitech.com/BRIO) or contact us at 800-308-8666.

### TROUBLESHOOTING TIPS

For troubleshooting tips, information on software tools and for a diagnostic tool to help troubleshoot any issues you may have with your BRIO, please visit [www.logitech.com/support/brio](http://www.logitech.com/support/brio)