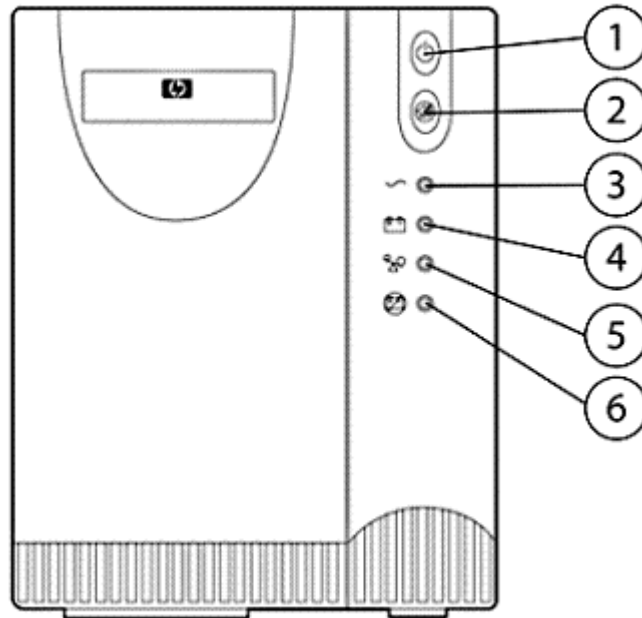


Overview

HP Tower Uninterruptible Power Systems (UPS) provide advanced power protection and secure your computer equipment and your critical data against damage due to inconsistent and fluctuating power. Designed for small/medium businesses, HP UPSs lower your power protection cost by allowing you to safeguard all of your equipment. Key benefits include increased power rating, an intuitive front panel display, Enhanced Battery Management (EBM), prioritized shut-down, hot-swappable battery, Network Transient Protection, and a serial and USB ports for data exchange with the host computer

HP Power Manager software (free with all HP UPSs) provides the flexibility to monitor power conditions and control the HP UPS locally or remotely, enables you to broadcast alarms, perform orderly shutdowns in the event of power failures, and allows you to schedule power-on and power-off to the UPS and attached equipment.

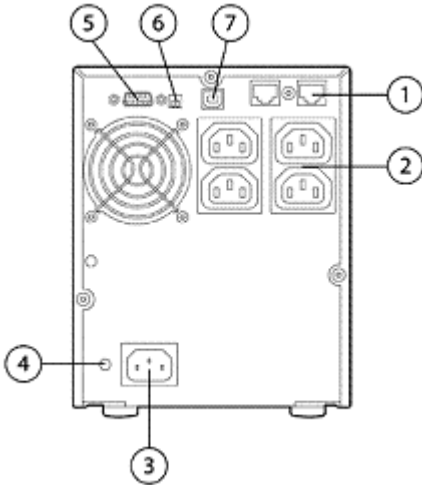
With HP Care Pack Services, have the security of knowing that your HP UPS will be covered at the same service level and coverage period as your HP server. HP UPSs are backed by a 3-year limited warranty and our exclusive 30-day Battery Pre-Failure Warning.



Tower UPS (front view)

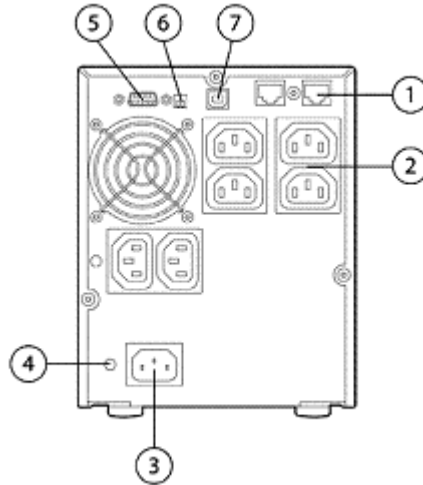
- | | | |
|---------------|--------------|------------|
| 1. On/Off | 2. Alarm Ack | 3. AC On |
| 4. On Battery | 5. Overload | 6. Service |

Overview



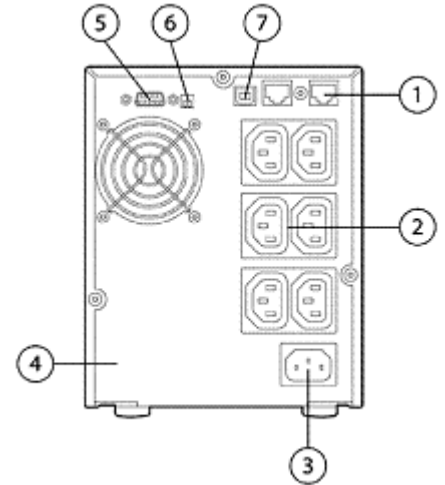
HP T750 G2 UPS INTL

1. Network Transient Protector
2. (4) IEC C-13 Output Power Receptacles
3. IEC 320 C-14 Input Power Receptacle
4. Site wiring fault indicator
5. Serial Port
6. Voltage Configuration
7. USB Port



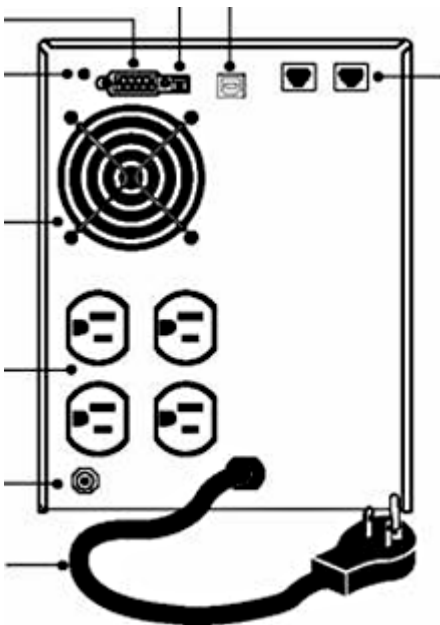
HP T1000 G3 UPS INTL

1. Network Transient Protector
2. (4) IEC C-13 Output Power Receptacles
3. IEC 320 C-14 Input Power Receptacle
4. Site wiring fault indicator
5. Serial Port
6. Voltage Configuration
7. USB Port



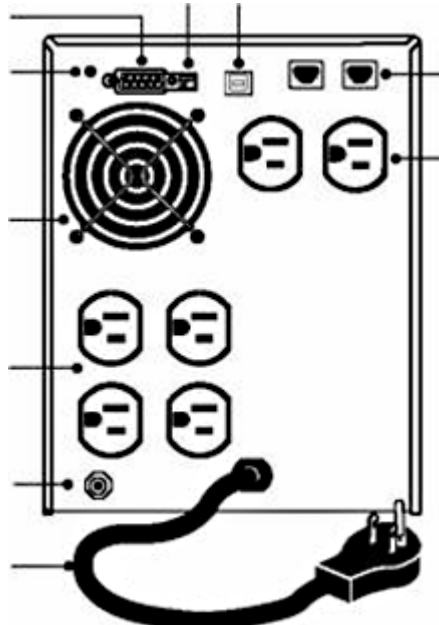
HP T1500 G3 UPS INTL

1. Network Transient Protector
2. (6) IEC C-13 Output Power Receptacles
3. IEC 320 C-14 Input Power Receptacle
4. Site wiring fault indicator
5. Serial Port
6. Voltage Configuration
7. USB Port



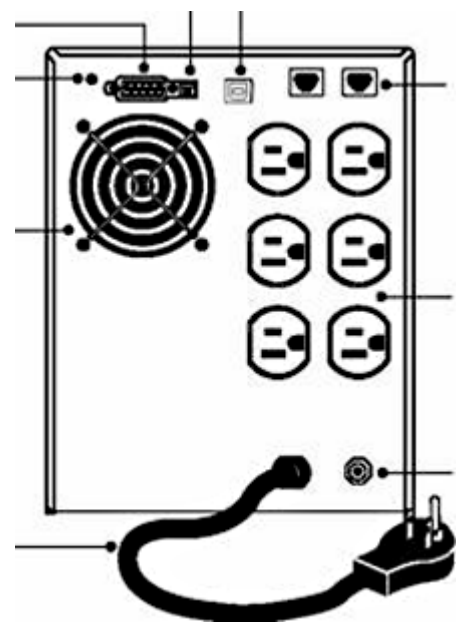
HP T750 G2 UPS NA

1. Network Transient Protector
2. (4) NEMA 5-15 Output Power Receptacles



HP T1000 G2 UPS NA and T750J UPS Japan

1. Network Transient Protector
2. (6) NEMA 5-15 Output Power Receptacles



HP T1500G2 UPS NA, T100J Japan, and T1500J Japan

1. Network Transient Protector
2. (6) NEMA 5-15 Output Power Receptacles



Overview

- | | | |
|--------------------------------|--------------------------------|--------------------------------|
| 3. NEMA 5-15 Input Power Cord | 3. NEMA 5-15 Input Power Cord | 3. NEMA 5-15 Input Power Cord |
| 4. Site wiring fault indicator | 4. Site wiring fault indicator | 4. Site wiring fault indicator |
| 5. Serial Port | 5. Serial Port | 5. Serial Port |
| 6. Voltage Configuration | 6. Voltage Configuration | 6. Voltage Configuration |
| 7. USB Port | 7. USB Port | 7. USB Port |

Models

HP T750 G2 UPS Models

HP T750 G2 750VA NA Tower Uninterruptible Power System	AF446A
HP T750 G2 750VA INTL Tower Uninterruptible Power System	AF447A
HP T750J JP Uninterruptible Power System	AF456A

HP T1000 G3 UPS Models

HP T1000 G3 1000VA NA Tower Uninterruptible Power System	AF448A
HP T1000 G3 1000VA INTL Tower Uninterruptible Power System	AF449A
HP T1000J JP Uninterruptible Power System	AF457A

HP T1500 G3 UPS Models

HP T1500 G3 1400VA NA Tower Uninterruptible Power System	AF450A
HP T1500 G3 1400VA INTL Tower Uninterruptible Power System	AF451A
HP T1500J JP Uninterruptible Power System	AF458A

Kit Contents

- HP UPS T750 G2, T750J, T1000 G3, T1000J, T1500 G3, or T1500J
- Read This First Card
- Power Manager Software CD. Software can also be downloaded at:
www.hp.com/products/powermanager
- Power Products Documentation CD
- 6' (1.83 Meters) UPS to computer serial interface cable
- 6' (1.83 Meters) UPS to computer USB interface cable

NOTE: The International model includes 2 IEC power cords in addition to the above.



Standard Features

Key Features

- Manageability through USB and Serial ports
- Ease of configuration via enhanced front panel display.
- Long-term battery reliability with Enhanced Battery Management.
- Intelligent manageability with bundled Power Manager software.
- Hot-Swappable battery.
- Network Transient Protector
- Backed by a three-year warranty, with the first year including parts and labor. HP Battery Pre-Failure Warranty and a \$250,000 load protection guarantee

NOTE: Certain restrictions and exclusions apply. Consult the [HP Computer Support Center](#) for details.

Easy Configuration via Intuitive Front Panel Display

Please see the line art drawing previously shown to identify the front panel with noted button functionality.

Investment Protection with Enhanced Battery Management

HP UPSs incorporate Enhanced Battery Management; an exclusive, patented technology that doubles battery service life, optimizes battery recharge time, and provides advance notice of pending battery failure. With Enhanced Battery Management, you have a lower overall cost of ownership and receive the best in the industry protection for your critical equipment.

Intelligent Manageability

HP UPSs ship with HP Power Manager management software, which enables you to monitor and control HP UPSs locally or remotely. This software is a versatile, fully configurable, alert response tool that gives system administrators a full overview of the network's conditions. It enables you to monitor system status and power conditions, configure shut down timing, customize alert messages, and perform UPS diagnostic checks quickly and easily.

Ease of Maintenance with Hot-Swappable Battery

HP UPSs are designed with hot-swappable battery packs. With simple access through the front panel. Users can safely install a new battery without ever powering down connected computer equipment.

Advanced Protection with Network Transient Protector

HP UPSs come standard with Network Transient Protection that guards your network communication equipment from surges. Low voltage models can also protect modems, fax machines, or other telecommunications equipment.

Compatibility

Compatible with all HP ProLiant computer systems and servers ranging from individual workstations to distributed enterprise and other HP equipment (in tower form factor) based on the equipment load to be protected.

Tailored for ProLiant / Integrity

With HP Qualified Options you can focus on growing your business when you optimize your infrastructure with HP options designed for servers and storage. HP Qualified Options strengthen the foundation of your data center with high caliber products that are easy to maintain and tailored for ProLiant and Integrity giving you confidence in your whole infrastructure.



Standard Features

HP Quality

Chose an HP UPS, an HP qualified option, and have confidence that HP hardware qualification is the toughest in the industry. Extensive evaluation, testing, product improvement, and an unsurpassed warranty guarantee the highest level of system protection, electrical performance, product quality and compatibility. All products are RoHS compliant.

Warranty

When you need it, use outstanding HP support services for your whole data center environment. With HP Care Pack Services, have the security of knowing that your HP UPS will be covered at the same service level and coverage period as your HP server. HP UPSs are backed by a 3-year limited warranty, with the first year including parts and labor. Also, standard on all HP UPS units is our exclusive 30-day Battery Pre-Failure Warranty, which ensures that when customers receive notification from HP Power Manager Software that the battery may fail, the battery is replaced free of charge under the warranty. This warranty is offered worldwide.

NOTE: \$250,000 Computer/Load Protection Guarantee is also provided (applicable in North America only).



Service and Support

HP Care Pack Installation

Care Pack services provide a range of life cycle support options that let you choose the service levels that meet your business requirements, from basic to mission-critical.

A full range of HP Care Pack hardware and software services are available including:

- Installation and start up
- Education courses
- Extended onsite hardware coverage hours from same business day 13 hours, 5 day to 24 hours, 7 days call window with options including 4 hour response or 6-hour Call To Repair
- Comprehensive range of software technical support for Microsoft, Linux, ProLiant Essentials and VMware-based IT solutions helping to deliver high level of application availability. Response times range from 30 mins for critical problems to 2 hours.
- System Management, Performance Services and Mission Critical Support Solution.

NOTE: For more information on HP Care Pack services, contact any of our worldwide sales offices, resellers or visit our worldwide website at: <http://www.hp.com/hps/carepack>

NOTE: For more complete information on HP Services offerings, customers and resellers, please visit is at: <http://www.hp.com/hps>

NOTE: Additional information regarding worldwide limited warranty and technical support is available at:

<http://h18004.www1.hp.com/products/servers/platforms/warranty/index.html>

NOTE: For additional information on Server Services, Rack and Power Options, please visit:

<http://h20219.www2.hp.com/services/cache/111072-0-0-225-121.html>

NOTE: The information contained herein is subject to change without notice and is provided "as is" without warranty of any kind.

NOTE: The warranties for HP products and services are set forth in the express limited warranty statements accompanying such products and services.



Related Options

HP Care Pack

HP Install Universal Power Supply Less Than 3KVA Service

U4690E



Technical Specifications

UPS T750 G2 Specifications

T750 G2, NA
AF446A

Unit Dimensions (WxDxH)	5.9 x 13.1 x 7.6 inch (150 x 333 x 193 mm)
Shipping Dimensions	12.2 x 9.9 x 17.4 inch (310 x 257 x 442 mm)
Unit Weight	28.1 lbs (12.7kg)
Shipping Weight	30.9 lbs (14 kg)
Operating Voltage Settings	100V, 110V, 120V
Power Out (VA/Watts)	NA: 750VA/500W
Input Connection	Attached 6 foot power cord with NEMA 5-15P
Output Connection	(4) NEMA 5-15R
Load Segments	1

NOTE: Part Number AF446A is user selectable for 100V, 110V, or 120V via dip switch setting on the back of the unit.

NOTE: Locate which Operating Systems are supported at: www.hp.com/products/powermanager.

T750 G2, INTL
AF447A

Operating Voltage Settings	220V, 230V, 240V
Power Out (VA/Watts)	750VA/500W
Input Connection	IEC- 60320 C13
Output Connection	(4) IEC 320 C14
Load Segments	1

NOTE: Part Number AF447A is user selectable for 220V, 230V, or 240V via dip switch setting on the back of the unit.

NOTE: Locate which Operating Systems are supported at: www.hp.com/products/powermanager.

T750J, Japan
AF456A

Operating Voltage Settings	100V or 110V,
Power Out (VA/Watts)	NA: 750VA/500W
Input Connection	Attached 6 foot power cord with NEMA 5-15P
Output Connection	(6) NEMA 5-15R
Load Segments	1

NOTE: Part Number AF456A is user selectable for 100V, or 110V, via dip switch setting on the back of the unit.

NOTE: Locate which Operating Systems are supported at: www.hp.com/products/powermanager.



Technical Specifications

UPS T1000 G3 Specifications

T1000 G3, NA
AF448A

Unit Dimensions (WxDxH) 5.9 x 13.1 x 7.6 inch (150 x 333 x 193 mm)
Shipping Dimensions 12.2 x 9.9 x 17.4 inch (310 x 257 x 442 mm)
Unit Weight 28.1 lbs (12.7kg)
Shipping Weight 30.9 lbs (14 kg)
Operating Voltage Settings 100V, 110V, 120V

NOTE: Part Number AF448A is user selectable for 100V, 110V, or 120V via dip switch setting on the back of the unit.

Power Out (VA/Watts) NA: 1000VA/670W
Input Connection Attached 6 foot power cord with NEMA 5-15P
Output Connection (6) NEMA 5-15R
Load Segments 1

NOTE: Locate which Operating Systems are supported at: www.hp.com/products/powermanager.

T1000 G2, INTL
AF449A

Operating Voltage Settings 220V, 230V, 240V

NOTE: Part Number AF449A is user selectable for 220V, 230V, or 240V via dip switch setting on the back of the unit.

Power Out (VA/Watts) 1000VA/670W
Input Connection IEC 320 C13
Output Connection (6) IEC 320 C14
Load Segments 1

NOTE: Locate which Operating Systems are supported at: www.hp.com/products/powermanager.

T1000J, Japan
AF457A

Operating Voltage Settings 100V or 110V,

NOTE: Part Number AF457A is user selectable for 100V or 110V, via dip switch setting on the back of the unit.

Power Out (VA/Watts) NA: 1000VA/670W
Input Connection Attached 6 foot power cord with NEMA 5-15P
Output Connection (6) NEMA 5-15R
Load Segments 1

NOTE: Locate which Operating Systems are supported at: www.hp.com/products/powermanager.



Technical Specifications

UPS T1500 G3 Specifications

T1500 G3, NA
AF450A

Unit Dimensions (WxDxH)	5.9 x 15.4 x 7.6 inch (150 x 390 x 193 mm)
Shipping Dimensions	12.2 x 9.9 x 17.4 inch (310 x 257 x 518 mm)
Unit Weight	37.4 lbs (17.0 kg)
Shipping Weight	40.5 lbs (18 kg)
Operating Voltage Settings	100V, 110V, 120V

NOTE: Part Number AF450A is user selectable for 100V, 110V, or 120V via dip switch setting on the back of the unit.

Power Out (VA/Watts)	NA: 1400VA/950W
Input Connection	Attached 6 foot power cord with NEMA 5-15P
Output Connection	(6) NEMA 5-15R
Load Segments	1

NOTE: Locate which Operating Systems are supported at: www.hp.com/products/powermanager.

T1500 G3, INTL
AF451A

Operating Voltage Settings	220V, 230V, 240V
----------------------------	------------------

NOTE: Part Number AF451A is user selectable for 220V, 230V, or 240V via dip switch setting on the back of the unit.

Power Out (VA/Watts)	1400VA/950W
Input Connection	IEC 320 C13
Output Connection	(6) IEC 320 C14
Load Segments	1

NOTE: Locate which Operating Systems are supported at: www.hp.com/products/powermanager.

T1500J, Japan
AF458A

Operating Voltage Settings	100V, 110V,
----------------------------	-------------

NOTE: Part Number AF458A is user selectable for 100V or 110V via dip switch setting on the back of the unit.

Power Out (VA/Watts)	NA: 1400VA/950W
Input Connection	Attached 6 foot power cord with NEMA 5-15P
Output Connection	(6) NEMA 5-15R
Load Segments	1

NOTE: Locate which Operating Systems are supported at: www.hp.com/products/powermanager.

HP UPS T750 G2, T1000 G3, and T1500 G3, Models Specifications

Electrical Input	Voltage Range	100V-120V and 208V-230V models
	Frequency	See Model Specifications for nominal and user selectable voltage settings
	Connections	50/60 Hz
	Online Efficiency	See Model Selection Matrix 95%
	Surge Suppression	High Energy 6500A peak



Technical Specifications

Electrical Output	Online Regulation	-10% to +6% of nominal voltage
	On battery Regulation	±5% of nominal voltage
	Voltage Wave Form	Sine wave
	Connections	See Model Specifications
	Output Protection	Re-settable circuit protectors
Battery	Type	Maintenance-free, sealed, valve-regulated lead acid (VRLA)
	Recharge Time	<3 hours to 90% usable capacity; <24 hours for complete recharge
	Battery String Voltage	T750 G2 and T750J: 24V (2x12V) T1000 G3: 24V (2X12V) T1000J: 36V (3x12V) T1500 G3 and T1500J: 36V (3X12V)
	Battery Ampere Hour (ah)	T750 G2: 7.2ah T750J: 9ah T1000 G3 and T1000J: 9ah T1500 G3 and T1500J: 9ah
Communications	Serial Ports	Standard communication port (ships with 6' Serial communication cable)
	USB Port	Standard communication port (ships with 6' USB communication cable)
	LED Indicators	<ul style="list-style-type: none">● Power On/Off button● Alarm Acknowledgement - Turns off the alarm buzzer.● Power LED<ul style="list-style-type: none">○ Green- AC is present● Battery LED<ul style="list-style-type: none">○ Amber- The unit is running off of the battery.● Overload LED<ul style="list-style-type: none">○ Red - Output is overloaded.● Service LED<ul style="list-style-type: none">○ Red- Faulty battery or battery failed test.● Audible Alarm- The unit detects an operational fault or changes in the battery mode.
Environmental and Safety/EMC	Operating Temperature	32° to 104° F (0° to 40° C)
	Transit and Storage Temperature	-5° to 131° F (-15° to 55° C)
	Relative Humidity (Operating)	5% to 95% (non-condensing)
	Operating Altitude	Up to 4921 feet (1500 Meters) above sea level
	Audible Noise	Less than 45 dBA max
	Safety Markings	UL, GS, S Mark, NOM, EK, GOST, TISI
	EMC Markings	CE, FCC, ICES, C-Tick, VCCI
	Surge Suppression	Conforms to IEC 61000-4-5, Level 3EEE 587B and ANSI C62.41
	Emissions	FCC CFR 47, Part 15 Class B, CISPR 22, EN55022
Immunity	EN55024, EN62040-2	



Technical Specifications

Estimated Backup Times Chart (In Minutes)

T750 G2 and T750J		
Load, percent	Load, Watts	Estimated battery runtime at 100% battery charge
50%	250	15 minutes
100%	500	5 minutes

T1000 G3 and T1000J		
Load, percent	Load, Watts	Estimated battery runtime at 100% battery charge
50%	335	15 minutes
100%	670	5 minutes

T1500 G3 and T1500J		
Load, percent	Load, Watts	Estimated battery runtime at 100% battery charge
50%	475	15 minutes
100%	950	5 minutes

NOTE: Backup times are estimated for typical applications. Actual performance will depend on load and battery conditions.

Environment-friendly Products and Approach

End-of-life Management and Recycling

Hewlett-Packard offers end-of-life HP product return, trade-in, and recycling programs in many geographic areas. For trade-in information, please go to: <http://www.hp.com/go/green>. To recycle your product, please go to: <http://www.hp.com/go/green> or contact your nearest HP sales office. Products returned to HP will be recycled, recovered or disposed of in a responsible manner.

The EU WEEE directive (2002/95/EC) requires manufacturers to provide treatment information for each product type for use by treatment facilities. This information (product disassembly instructions) is posted on the Hewlett Packard web site at: <http://www.hp.com/go/green>. These instructions may be used by recyclers and other WEEE treatment facilities as well as HP OEM customers who integrate and re-sell HP equipment.

© Copyright 2011 Hewlett-Packard Development Company, L.P.
The information contained herein is subject to change without notice.

Microsoft and Windows NT are US registered trademarks of Microsoft Corporation. Intel is a US registered trademark of Intel Corporation. Unix is a registered trademark of The Open Group.

The only warranties for HP products and services are set forth in the express warranty statements accompanying such products and services. Nothing herein should be construed as constituting an additional warranty. HP shall not be liable for technical or editorial errors or omissions contained herein.

